


PROSTHETIC GUIDE


BONE LEVEL Ø3

Naturactis Ø3 Naturall+ Ø3



POUR LES IMPLANTS BONE LEVEL Ø3

IPHYSIO® - Delivered with a fixing screw




Medical grade titanium.

15 N.cm

	Shape
	A
h 2	NCI3_I.A2
h 4	NCI3_I.A4

IPHYSIO® TEMPORARY ABUTMENTS

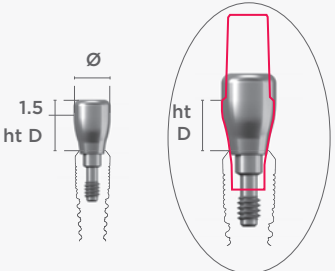


Clippable -
Delivered with the
screw NVP_E35

Reference NCI3_IPPC

HEALING ABUTMENTS AND COVER SCREWS

HEALING ABUTMENTS




Titanium.

10 N.cm

Prosthetic profiles	Healing abutments references	Supra-implant heights D
MP ø3	NCI_30.23	0.5
	NCI_30.45	2.5
	NCI_30.67	4.5

Healing abutment and final abutment height correspondence

COVER SCREW










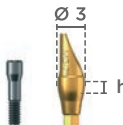
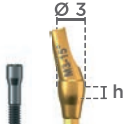

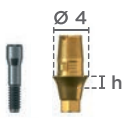
Titanium.

Delivered with the implant.

10 N.cm

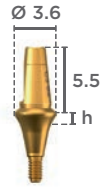
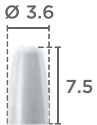



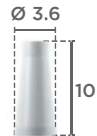
Reference NVC_35.01

CEMENTED PROSTHESIS ON STRAIGHT AND ANGULATED ABUTMENTS

			MP - Ø 3
TEMPORIZATION			
Non-rotational temporary trans-screwed abutment + screw: NVP 31 20 N.cm			NPS_PPT30.1
IMPRESSION			
Pop-in impression coping + screw: NPS VTB 14 156 5 N.cm			NPI_31
Pick-up impression coping + screw: NPS VG 14 200 5 N.cm			NPE_T30
Implant analog			ANA_004U
Scanbody direct on implant + screw: NVP 31 5 N.cm			ETK_NA30.SB
Laboratory guide screws 5 N.cm	Medium		NPS_VG14.200
	Long		NPS_VG14.250
FINAL RESTORATION			
Straight abutments + screw: NVP 31 20 N.cm	h 1		NPS_PD30.06
	h 3		NPS_PD30.26
	h 5		NPS_PD30.46
7° angulated abutments + screw: NVP 31 20 N.cm	h 1		NPS_PA30.07.1
	h 3		NPS_PA30.07.3
15° angulated abutments + screw: NVP 31 20 N.cm	h 1		NPS_PA30.15.1
	h 3		NPS_PA30.15.3
Castable abutment Cobalt-chrome base + screw: NVP 31 20 N.cm			NPS_PCC30.16
Non-rotational Esthetibase interfaces + screw: NVP 31 20 N.cm	h 1.5		NPC_PTO30.16
	h 3		NPC_PTO30.26






h = supra-implant height

CEMENTED PROSTHESIS ON DIRECT CLIP ABUTMENTS

			EP - Ø 3.6
FINAL ABUTMENT SEATING			
Direct clip abutments 30 N.cm	h 3		NPS_PP30.55.3
TEMPORIZATION			
Protection cap			APS_CP36.55
IMPRESSION			
Snap-on impression coping			APS_TCP36.55
Snap-on open impression coping for adjusted abutments			APS_TCP36
Direct clip abutment analog			APS_H36.55
FINAL RESTORATION			
Burn-out sleeves	Rotational		APS_BCC36.100
	Non-rotational		APS_BCO36.100

h = supra-implant height

REMOVABLE PROsthESIS ON O-RING ABUTMENTS

FINAL ABUTMENT SEATING			
O'Ring Abutment 30 N.cm		NPA_OR31.29MALE	
IMPRESSION			
Impression on O'Ring Abutment			
O'Ring Analog		OPS_HOBI	
RESTAURATION FINALE			
O'Ring Delivered with 60 shores seal		UPA_FOR52	
O'Ring seals		50 shores	UPA_JOR50
		60 shores	UPA_JOR60
		70 shores	UPA_JOR70
O'Ring internal hexagonal mandrel		CMO_HI.2526	



LYRA Etk - 726 rue du Général de Gaulle - 74700 Sallanches - France
T : +33 (0)4 50 91 49 20 | sales@lyra.dental | www.lyra.dental



Class I, IIa and IIb medical devices (European Directive 93/42/EEC) conforming to current standards and bearing the CE mark (Class I) and CE0459 (Class IIa and IIb). Not reimbursed by the Social Security, they must be used by oral health professionals. Please carefully read the instructions and the user manual. Euroteknika - 726 rue du Général de Gaulle, 74700 Sallanches (France)

PP_BoneLEVEL3_ETK_GB_i06_2022-03